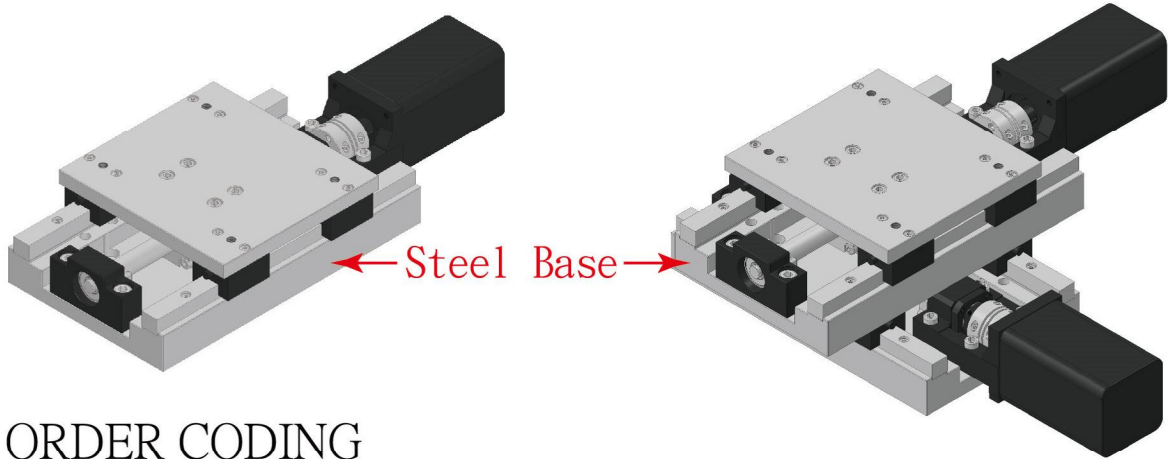


SX15 / SXY15 Ball Screw Actuator



ORDER CODING

S X Y 15 - 05 05 P

AXIS		Table Size	
SX	Single Axis	15	150mm
SXY	Two Axis		

X-axis Stroke		Y-axis Stroke		Accuracy Grade	
05	50mm	05	50mm	P	Precision Class
10	100mm	10	100mm	R	Standard Class
15	150mm	15	150mm		
		20	200mm		
		25	250mm		
		30	300mm		
		40	400mm		
		50	500mm		
		60	600mm		
		70	700mm		
		80	800mm		

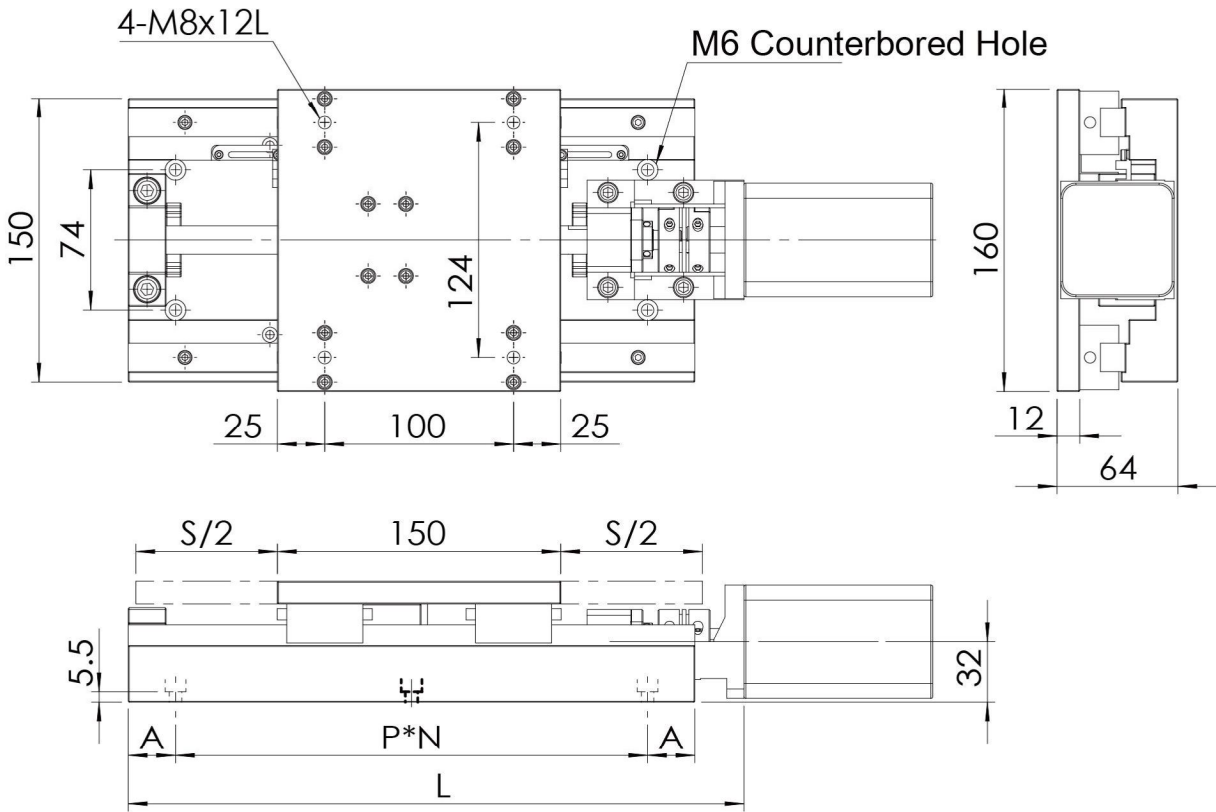
Specification of Single Axis

Model no.	Table Size (W * L)	Stroke
SX15-05P	150x160mm	±25
SX15-10P		±50
SX15-15P		±75
SX15-20P		±100
SX15-25P		±125
SX15-30P		±150
SX15-40P		±200
SX15-50P		±250
SX15-60P		±300
SX15-70P		±350
SX15-80P	±400	

Specification of Two Axis

Model no.	Table Size (W * L)	Stroke	
		X-axis	Y-axis
SXY15-0505P	150x160mm	±25	±25
SXY15-0510P		±25	±50
SXY15-0515P		±25	±75
SXY15-1010P		±50	±50
SXY15-1015P		±50	±75
SXY15-1515P		±75	±75
SXY15-1520P		±75	±100
SXY15-1525P		±75	±125
SXY15-1530P		±75	±150
SXY15-1540P		±75	±200
SXY15-1550P		±75	±250
SXY15-1560P		±75	±300
SXY15-1570P		±75	±350
SXY15-1580P		±75	±400

SX15 Single Axis Ball Screw Actuator



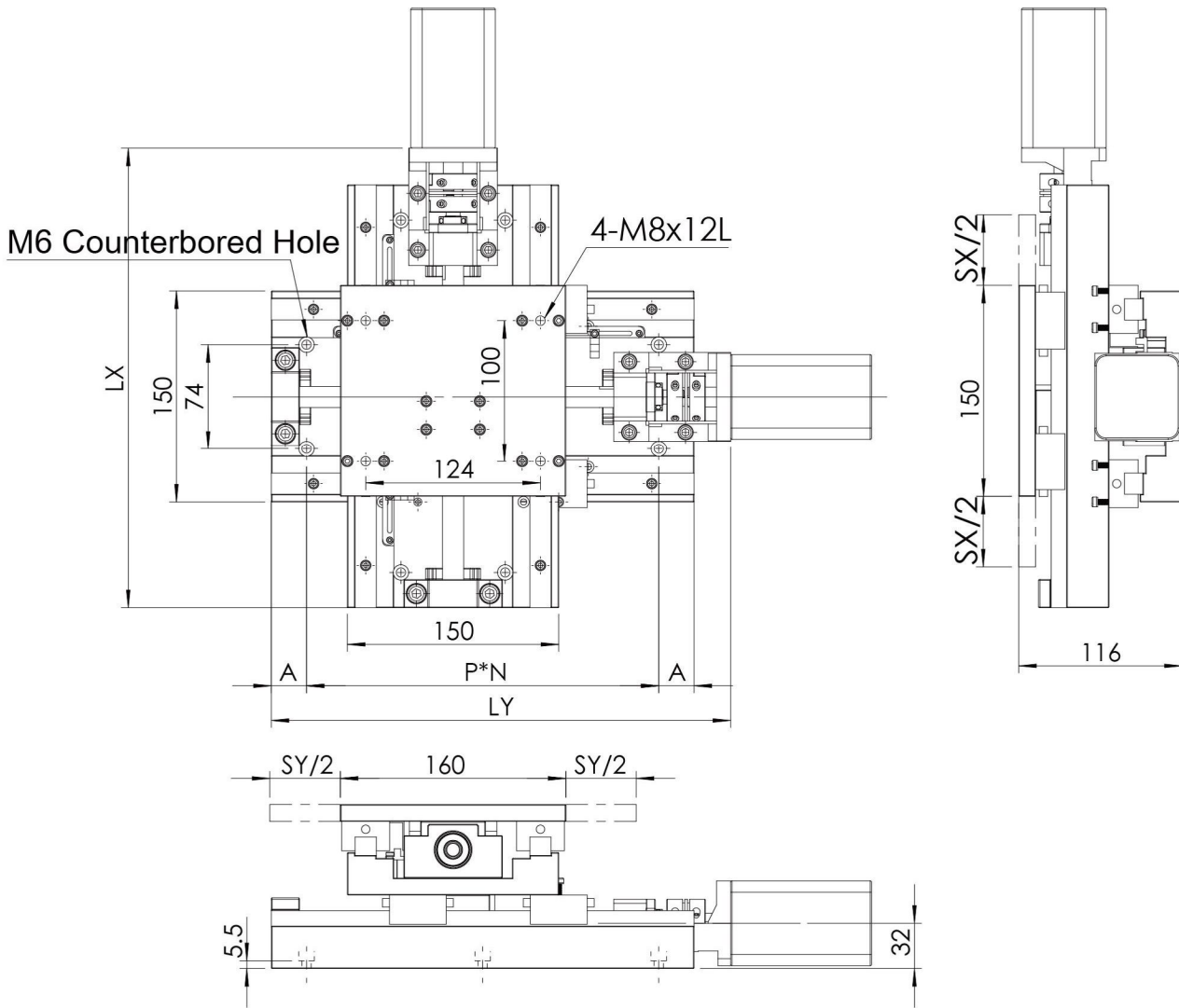
Unit : mm

Model no.		Stroke	Straightness		Mounting Dimensions		Length (L)
Precision Class	Standard Class	S	Precision Class	Standard Class	A	PxN	
SX15-05P	SX15-05R	±25	0.005	0.01	37.5	125x1	226
SX15-10P	SX15-10R	±50	0.005	0.01	62.5	125x1	276
SX15-15P	SX15-15R	±75	0.01	0.015	25	125x2	326
SX15-20P	SX15-20R	±100	0.01	0.02	50	125x2	376
SX15-25P	SX15-25R	±125	0.02	0.025	75	125x2	426
SX15-30P	SX15-30R	±150	0.02	0.03	37.5	125x3	476
SX15-40P	SX15-40R	±200	0.02	0.04	25	125x4	576
SX15-50P	SX15-50R	±250	0.025	0.04	75	125x4	676
SX15-60P	SX15-60R	±300	0.03	0.05	62.5	125x5	776
SX15-70P	SX15-70R	±350	0.03	0.05	50	125x6	876
SX15-80P	SX15-80R	±400	0.03	0.05	37.5	125x7	976

Unit : mm

Repeatability		Load Capacity (kgf)	Linear Guide Way		Ball Screw		Ball Screw Accuracy	
Precision Class	Standard Class		Precision Class	Standard Class	O.D.	Lead	Precision Class	Standard Class
±0.002	±0.006	40	P	H	Ø16 or Ø15	5 or 10	C5	R

SXY15 Two Axis Ball Screw Actuator



Unit : mm

Model no.		X-axis Stroke	Y-axis Stroke	Straightness		Mounting Dimensions		Length (L)	
Precision Class	Standard Class	SX	SY	Precision Class	Standard Class	A	PxN	LX	LY
SXY15-0505P	SXY15-0505R	±25	±25	0.005	0.01	37.5	125x1	226	226
SXY15-0510P	SXY15-0510R	±25	±50	0.005	0.01	62.5	125x1	226	276
SXY15-0515P	SXY15-0515R	±25	±75	0.01	0.015	25	125x2	226	326
SXY15-1010P	SXY15-1010R	±50	±50	0.005	0.01	62.5	125x1	276	276
SXY15-1015P	SXY15-1015R	±50	±75	0.01	0.015	25	125x1	276	326
SXY15-1515P	SXY15-1515R	±75	±75	0.01	0.015	25	125x2	326	326
SXY15-1520P	SXY15-1520R	±75	±100	0.01	0.02	50	125x2	326	376
SXY15-1525P	SXY15-1525R	±75	±125	0.02	0.025	75	125x2	326	426
SXY15-1530P	SXY15-1530R	±75	±150	0.02	0.03	37.5	125x3	326	476
SXY15-1540P	SXY15-1540R	±75	±200	0.02	0.04	25	125x4	326	576
SXY15-1550P	SXY15-1550R	±75	±250	0.025	0.04	75	125x4	326	676
SXY15-1560P	SXY15-1560R	±75	±300	0.03	0.05	62.5	125x5	326	776
SXY15-1570P	SXY15-1570R	±75	±350	0.03	0.05	50	125x6	326	876
SXY15-1580P	SXY15-1580R	±75	±400	0.03	0.05	37.5	125x7	326	976

Unit : mm

Repeatability		Load Capacity (kgf)	Linear Guide Way		Ball Screw		Ball Screw Accuracy	
Precision Class	Standard Class		Precision Class	Standard Class	O.D.	Lead	Precision Class	Standard Class
±0.002	±0.006	30	P	H	Ø16 or Ø15	5 or 10	C5	R